

Dear Parents/Guardians,

The instructions below are intended as a guide to help your child complete the maths work set by the class teacher, and input some of the answers back into Microsoft Teams.

1. Your child should work through the daily maths PowerPoint provided by the class teacher.

Multiply 2-digits by 1-digit

1 Brett uses a place value chart to work out  $5 \times 32$

Hundreds	Tens	Ones
	10	12
	10	12
	10	12
	10	12
	10	12

© White Rose Maths 2019

2. When prompted in the PowerPoint, your child should complete the worksheet that has been provided. (Some questions have a red number in the answer box - for now, ignore these numbers)

2 Complete the divisions.

a)  $47 \div 3 =$

b)  $26 \div 5 =$

c)  $89 \div 4 =$

d)  $32 \div 5 =$

e)  $49 \div 6 =$

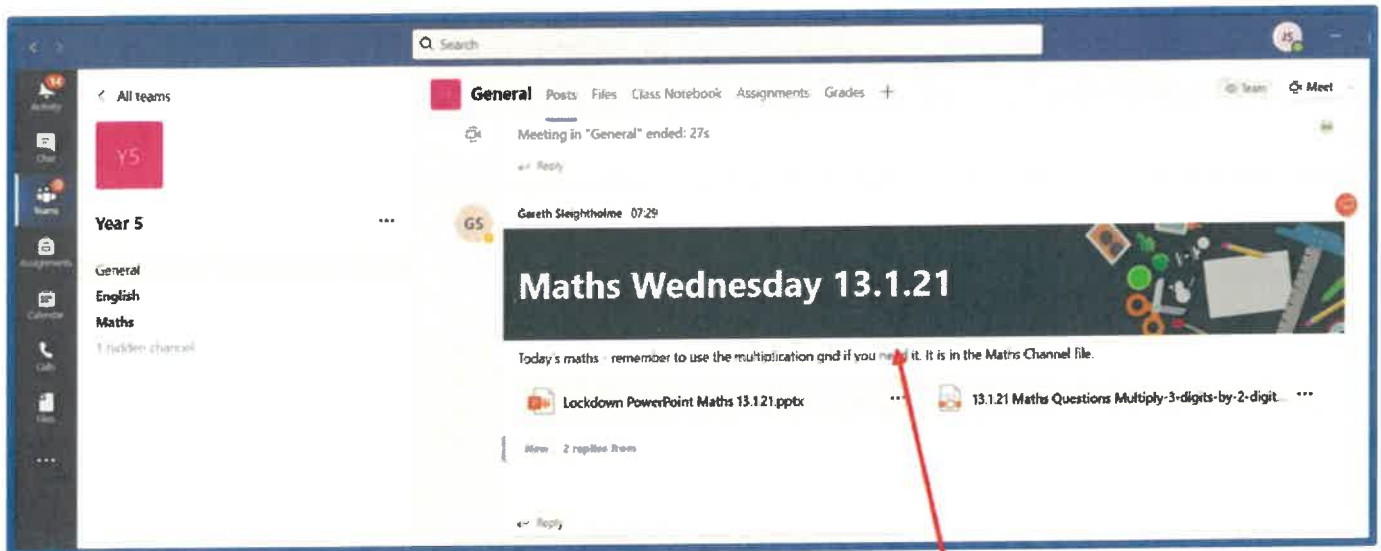
f)  $47 \div 4 =$

g)  $74 \div 3 =$

h)  $81 \div 7 =$


Ignore this number for now.

- Once the sheet has been completed by your child, you are ready to input some of the answers into the quiz that the class teacher has placed into Microsoft teams.

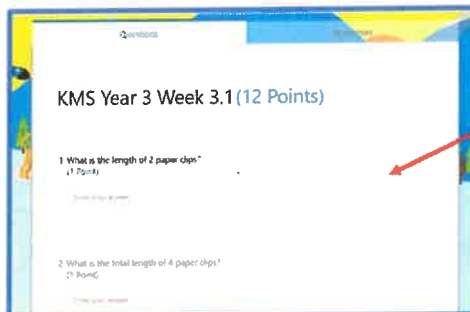


The quiz will be located here, alongside the PowerPoint and the Worksheet.

- Each quiz has a number of 'key learning' questions taken from the worksheet that your child has just completed (The questions taken are the ones with the red number in the answer box.) The red numbers match up to the quiz question numbers.



The answer from the question that has a red 1 on the worksheet...



...is inputted into the answer box of question 1 on the quiz.

(Some children might need support entering the answers into the quiz, especially those in KS1.)

Once every question has been completed, the quiz can be submitted for your teacher to see.

Thank you once again for your continued support during this difficult time.